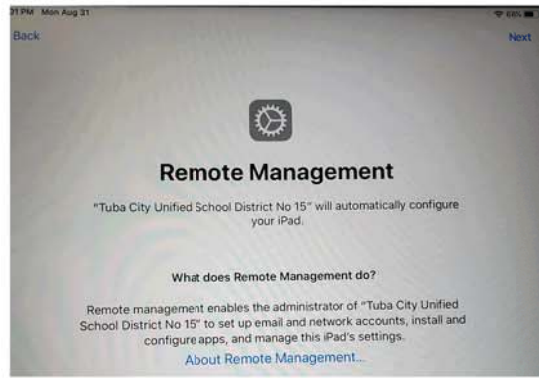


How to log into the i-Pad with your new Google Account log in.

1. Once connected to the internet, Click "Next" on the top corner of screen.



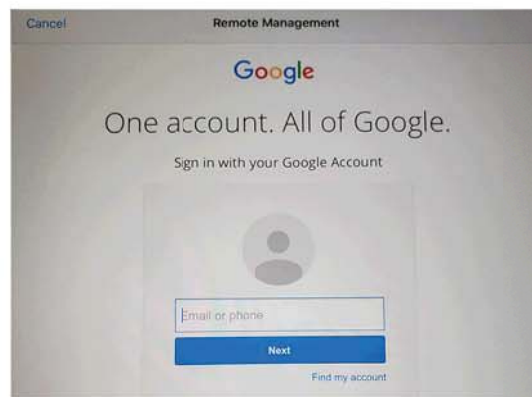
2. Enter your NEW Google Account username then click Next.

Log in Criteria - (**Student's First initial & Last Initial + birth month + birthday**@tcwarriors.net)

(example below)
Derek Ben 09/02
db0902@tcwarriors.net



Log in information



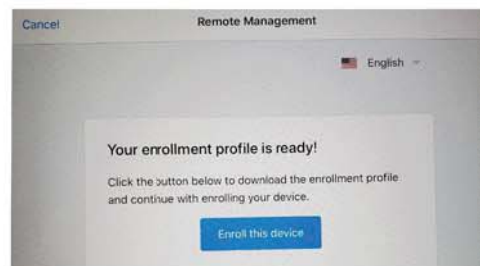
3. Enter your Google Account password, then click "Sign In".

student log in password: Warriors2020



password

4. On the next page, Click on Enroll this Device.



5 Once logged in tap on the BOOKS App and open the library for help sheets and steps to change & update your Google log in password.

Call the T.C.U.S.D. #15 Help Desk @ 928-283-1108 or email techsupport@tcusd.org for further assistance. Troubleshooting tips can be found on our district website:

WWW.TCUSD.ORG

